

## Your new portal for learning and professional development

With more than 75,000 books, courses and videos on everything from Adobe Acrobat to work-life balance, you're sure to find something that meets your career interests. In CSU Learn you can:

- Like ♥ your favorites for easy access
- Self-report external learning such as conference sessions or Ted Talks
- One-click access to your transcript, assigned learning and campus training

The screenshot shows the CSU Learn portal interface. At the top, there are five callout boxes with red lines pointing to specific icons in the navigation bar: 'Self menu' (person icon), 'Library' (book icon), 'Home' (house icon), 'Search' (magnifying glass icon), and 'Help' (question mark icon). Below the navigation bar is a large banner image of a modern building at night with the text 'CSU Learn' and 'Fresno State Employee Learning Portal'. Below the banner are four dark grey boxes, each with an icon and a title: 'Assigned Learning' (graduation cap icon), 'Recently Viewed' (bookmark icon), 'Transcript' (paper plane icon), and 'Training Schedule' (calendar icon). Below these boxes are four more callout boxes with red lines pointing to the respective boxes above, providing detailed descriptions of each feature.

Self menu	Library	Home	Search	Help
Quick access to your profile	Browse more than 60 topics	Brings you back to this screen	more than 75,000 books, videos and courses	context-sensitive help


  

Assigned Learning	Recently Viewed	Transcript	Training Schedule
Content assigned based on your role.	Access recently viewed content.	Access your training records.	View upcoming training on campus.

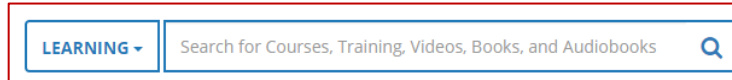
  

Assigned Learning	Recently Viewed	Transcript	Training Schedule
One-click access to assigned learning	Quickly revisit your last learning activities	Your learning history in one place	See upcoming classes at your campus

## How Do I Find a Class or Course?

- EITHER**
- 1 Click the **Enterprise Search** icon (top-right). 

Select 'Learning' from the drop-down and enter the search term. You can also select 'Learning Content' if you want results sorted by type (video, books etc.)



**Note:** You can also search for people, reports or navigation help.

**OR**

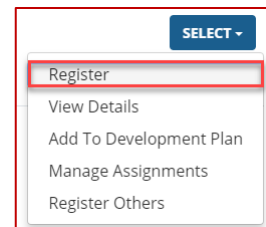
- 2 Click the **Library** icon (top-left)  then browse learning by content topics.

### How Do I Register For A Class?

- 1 Search for the class you're interested in.
- 2 Click the Select button that displays to the right of each class name, then choose Register.

All registrations display on your Training Schedule. To access:

Select Learning > Registrations from the Self menu (top-left). 



### How Do Find Required Compliance Training?

Simply click the Assigned Learning button (lower-left on the home page).

You'll see all your learning activities (assigned, critical, upcoming etc.) listed on one easy-to-access page.



### Where Is My Transcript?

It's available any time from the CSU Learn home page. Just click the Transcript button at the bottom of your screen.

You can sort by dates, print or export the data to PDF.

